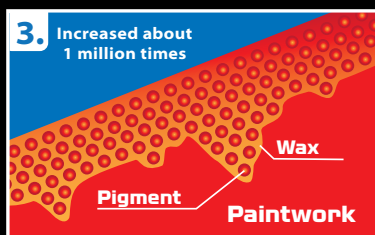

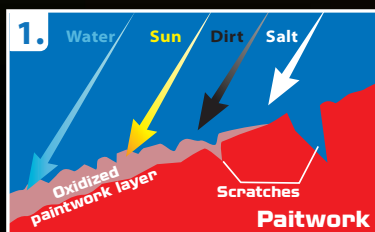




T-Cut Color Fast Waxing Paintwork Restorer



Product T-Cut Color Fast has been produced for 15 years, and during this period its formulation has had several technical modifications. Technological advancement of the product means that it is still the only formulation which achieves complex care, restoration and protection of car paintwork in one treatment, which leads to tremendous appreciation among car users worldwide.



Why T-Cut Color Fast?

Car paintworks are constantly exposed to the negative impact of weather, traffic conditions and the damaging effect of mechanical factors. All this leads to fading over time, oxidation, scratches appearing on the top layer of paintwork, scuffs, abrasions and seized spots from tar, resin, insects, etc.

Carrying out time to time complex care of paintwork should remove the above problems, restore colour depth and protect paintwork with a durable wax coating.

Traditionally, to achieve the desired effect, you must still apply a number of different products, with a rather narrow spectrum of activity: paintwork restorers, light abrasive pastes, traditional waxes and colouring ones. A drawback of this method is that to achieve a satisfactory outcome you have to spend a lot of time, effort and money.

Waxing Paintwork Restorer **T-Cut Color Fast** replaces all the above mentioned products and helps quickly, efficiently remove sized dirt, oxidation and paintwork scratches, while leaving a long-lasting protective layer of wax.



LAB BULLETIN

CarPlan

T-Cut Color Fast



How to use?

Before use of **T-Cut Color Fast**, always wash and dry the car body, and then locate the places requiring special restoration.


This is important because the method of applying waxing paintwork restorer **T-Cut Color Fast** is different depending on the degree and type of damages on the paintwork surface.

T-Cut Color Fast should be applied part by part for individual car body sections with a damp cloth and rubbed with circular motions into the paint surface.

The restoration process occurs during the product being rubbed in, that is why it is important to rub it in the damaged places (tar stains, resin stains, scratches from keys, oxidised paintwork, matt surface, fine scratches after a mechanical washer) longer and stronger, until the liquidation of existing defects.

After the product has dried, a slight "haze" will appear on the surface. You should proceed to the final polishing process to give a great deep paintwork shine.

Since the **T-Cut Color Fast** contains coloured pigments, be careful not to apply it on plastic and rubber trim elements. In case of accidental contamination clean them right away with a damp cloth or clean with products specially designed for use on plastic and rubber exterior elements.



www.carplan-international.com



T-Cut Color Fast

The Mostly Asked Questions



Does T-Cut Color fast mean Color Wax

Absolutely not! Colour Wax is used to mask defects on the paintwork surface and protects it with a layer of wax. While **T-Cut Color Fast** permanently removes most of the paintwork defects, restores it by bringing back the original paint surface quality and additionally protects it with a wax. The presence of coloured pigments supported by the restoration process brings back the colour depth and also masks larger defects.



Can T-Cut Color Fast be used on new paintworks?

T-Cut Color Fast is a care product and can be also used on new finishes. As the new paints are usually less damaged or have only local defects, the process of product use looks a bit different than in paintwork that is several years old. Restoration occurs during product application, by rubbing it stronger into the paintwork surface. Knowing this, you need to adjust the pressure and rubbing in time depending on how intensive the care required is for a specific part of the car body. So in the case of the new paintwork with local defects, **T-Cut Color Fast** should be rubbed harder only in the place of the defects. On the other body parts it is just enough to slightly smear the product without starting the restoration process, and only protecting this area with the wax.



How to choose the color of the product and if it can change the color of paint, if it is a little different from it?

Select the **T-Cut Color Fast** to the colour of car paintwork; this should be guided by the colour scale, shown on the back label of the product. The colour of the product does not need to be identical, simply choose a similar shade. Pigments included in the product do not change the colour of paintwork, while just extracting its depth by penetrating cracks and pores in the paint surface. This also masks larger defects.

An example might be using the light red product colour on white paintwork, which will give it a delicate shade of a pink colour. This colouration will remain about half a year until the pigments are washed out from the surface micro cracks. Therefore, the use of light red **T-Cut Color Fast** on any shade of light red paint will just extract the colour depth and not change the original colour.

Can T-Cut Color Fast be applied using a polishing machine?

Definitely Yes. Many painters and body shops already use this product in the final go to give paintwork an eye-catching appearance and to restore and compensate older finishes. The application of the product with such a method allows achieving excellent results. First of all, it is faster than a traditional application; the surface is very smooth and uniformly regenerated enabling to get the perfect 'mirror' finish effect.

